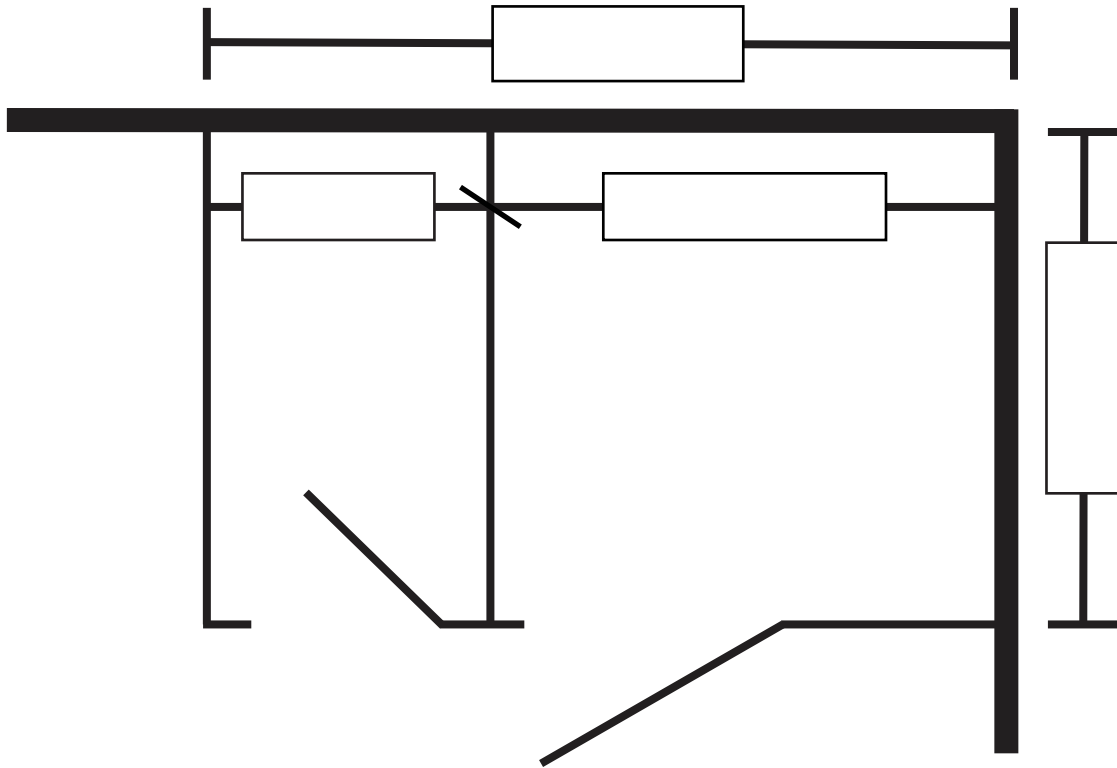


# IN CORNER 2 WITH ADA COMPARTMENT (IC-2-ADA)



1) Select the Material (check one)




[Powder Coated](#)

[\(Click to see available colors\)](#)



[Stainless Steel](#)

[\(Click to see available colors\)](#)




[Solid Plastic](#)

[\(Click to see available colors\)](#)




[Phenolic Black Core](#)

[\(Click to see available colors\)](#)



[Phenolic Color-thru](#)

[\(Click to see available colors\)](#)



[Plastic Laminate](#)

[\(Click to see available colors\)](#)

2) Select the Color:

3) Select the Mounting Style (check one)



Floor Anchored / Overhead Braced



Ceiling Hung



Floor Anchored



Floor & Ceiling Anchored

4) Select the Hardware:

Standard

Custom:

Name:

Address:

City:

State:

Zip Code:

Phone:

Email: